





























Type	Price	Thickness	Bore Range	Description
2-Stroke Rings				
CS		1mm (.039") 	39 - 74mm (1.535 - 2.913")	Alloy steel, ferrox coated, chrome faced, internally notched.
CST		1mm (.039") 	54mm (2.126") & 66.4mm (2.614")	Alloy steel, ferrox coated, chrome faced, internally notched.
CD		1mm (.039")  1mm (.039") 	39 - 74mm (1.535 - 2.913")	Alloy steel, ferrox coated, chrome faced, internally notched.
CDW		1mm (.039")  1mm (.039") 	73.4mm (2.890")	Alloy steel, ferrox coated, chrome faced, internally notched (for 2.04mm knock pin)
*CSM		1mm (.039") 	39 - 73mm (1.535 - 2.874")	Nodular iron, phosphate coated, internally notched (for use in • Chrome Bores)
*CDM		1mm (.039")  1mm (.039") 	39-73mm (1.535-2.874")	Nodular iron, phosphate coated, internally notched (for use in • Chrome Bores)
TC		1.2mm (.047") 	74.5 - 91mm (2.933 - 3.583")	Alloy steel, ferrox coated, chrome faced, internally notched.
TD		1.2mm (.047")  1.2mm (.047") 	74.5 - 91mm (2.933 - 3.583")	Alloy steel, ferrox coated, chrome faced, internally notched.
TDW		1.2mm (.047")  1.2mm (.047") 	74.8 - 81mm (2.945 - 3.189")	Alloy steel, ferrox coated, chrome faced, internally notched (for 2.04mm knock pin)
LT		2.0mm (.079") 	67.5 - 80mm (2.658 - 3.150")	Nodular iron, phosphate coated, chrome faced, internally notched, half-keystone, Dykes "L".
LK		2.0mm (.079")  	67.5 - 82.5mm (2.658 - 3.248")	LK ring package contains (1) LT ring, and (1) flat ring. The flat ring will be a CS style for bore sizes up to 74mm; TC style for 74.25mm bores and larger.
LF		2.0mm (.079")  2.0mm (.079") 	81 - 84mm (3.189 - 3.307")	The LF ring package contains (1) Nodular iron, phosphate coated, chrome faced, internally notched, half-keystone, Dykes "L" top ring, and (1) cast iron, phosphate coated, internally notched second ring.
KA		1.5mm (.059") 	55.57 - 98.9mm (2.188 - 3.894")	Alloy steel, ferrox coated, chrome faced, side notched, half-keystone.
KD		1.5mm (.059")  1.5mm (.059") 	55.57 - 98.9mm (2.188 - 3.894")	Alloy steel, ferrox coated, chrome faced, side notched, half-keystone.
KB		1.2mm (.047")  1.2mm (.047") 	82 - 85.25mm (3.228 - 3.356")	Alloy steel, ferrox coated, chrome faced, side notched, half-keystone.
KE		1.2mm (.047")  1.2mm (.047") 	65mm (2.559") & 66.5mm (2.618")	Alloy steel, ferrox coated, chrome faced, internally notched, half-keystone.
KF		1.2mm (.047")  1.2mm (.047") 	65mm (2.559") & 66.5mm (2.618")	Alloy steel, ferrox coated, chrome faced, internally notched, half-keystone.